



## EYFS Newsletter - April 2025

Welcome to the Hill View EYFS Newsletter - Our Aim is to keep you up to date as much as we can 😊

After the Easter holidays, the children will be starting their new project 'Far Far away'. The children will explore different fairy tales and learn about the story of Cinderella, along with others. They will be taught that fairy stories have "heroes" and "villains" and that each story has a moral for us to learn from, as well as beginning with Once Upon a Time and usually ending Happily Ever After.

### Don't Forget...

Reading books are now all in book bags, these will be changed weekly on a Thursday and according to the child's reading group. Please make sure their book is in their bookbag every day. Please practice green and red words that have been sent home.

Library books - Please return books on a Thursday to allow books to be changed.

### Important Dates and Information

Don't forget Monday 21<sup>st</sup> April is a bank holiday, so we look forward to welcoming the children back on Tuesday 22<sup>nd</sup> April.

The fairy-tale Ball will be held on Thursday 22<sup>nd</sup> May. Please can you send your child to school that day in a costume of their favourite traditional tale character/creature. Please ensure that the costume is suitable to wear for the rest of the day.

### Key Project Information

fairy tale



magic



Once upon a time...



castle



Long ago...



princess






Far away...





prince



### Talk Through Stories



The Boy with Flowers in His Hair





## Read Write Inc Sound Links



Please continue to read the sheets/books that are in the children's book bags.

They are working so hard on the sounds and word reading.

Name the Pictures - <https://schools.ruthmiskin.com/training/view/ZopkQRb2/M5Zu2HyA>

### Learning to Blend

Lesson 6 - <https://schools.ruthmiskin.com/training/view/g7JLH9bJ/DsxbVpUc>

Lesson 7 - <https://schools.ruthmiskin.com/training/view/1moWW060/3q15y3g9>

Lesson 8 - <https://schools.ruthmiskin.com/training/view/zVWHGfUm/UUDfng1i>

Lesson 9 - <https://schools.ruthmiskin.com/training/view/UcYpXpCa/udWxMvrD>

Lesson 10 - <https://schools.ruthmiskin.com/training/view/OBH1QT+W/DntsqRYV>

Lesson 11 - <https://schools.ruthmiskin.com/training/view/pjIGU50P/QPv054kE>

Lesson 12 - <https://schools.ruthmiskin.com/training/view/RkFWxJyb/p0ZsDUZq>

### Special Friends

sh - <https://schools.ruthmiskin.com/training/view/8oZZREan/bmKtQE2A>

qu - <https://schools.ruthmiskin.com/training/view/7tI7UzFV/tNWP6HMn>

th - <https://schools.ruthmiskin.com/training/view/uk2kOarl/DWOPePQI>

ng - <https://schools.ruthmiskin.com/training/view/TJVMqvii/ro9ILtGv>

ch - <https://schools.ruthmiskin.com/training/view/mH2llv9y/VSzFztQk>

nk - <https://schools.ruthmiskin.com/training/view/l6zPNOp3/1KbjFEWp>

ck - <https://schools.ruthmiskin.com/training/view/EallQqfm/PtvZkONN>