



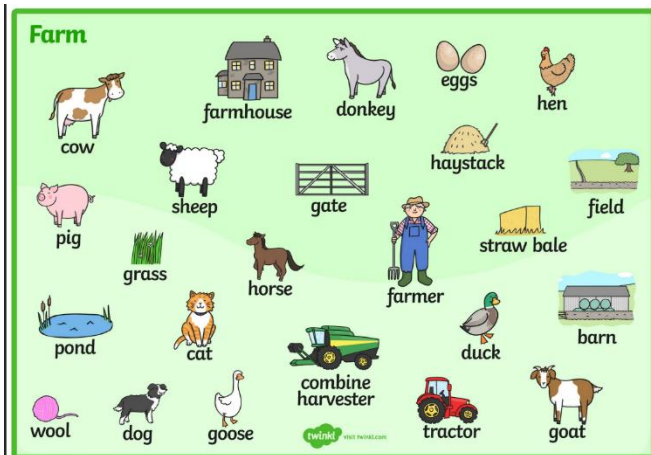


EYFS Newsletter – June 2025

Welcome to the Hill View EYFS Newsletter – Our Aim is to keep you up to date as much as we can 😊

The children will start the new project with a very exciting trip to the farm! During our visit to Farmer Palmers will help us to raise lots of questions about farming. The children will develop their questioning and research skills. They will have the opportunity to develop an understanding of jobs on the farms, roles and responsibilities and maps. The children will become aspiring farmers, successfully deciding what research skills to use to decide what we want to find out about farm animals and crops. They will research the answers using books, the internet and our personal experiences as well as bringing any prior knowledge they may have about farms and growing. They will carefully nurture plants and animals in the hub and learn about how things grow as well as the names of animals and their young. At the end of the project we will be demonstrating our value of excellence to create a class models of our own farms, creating our own clay animals as well as sharing maps and facts about our farms.

Don't Forget...	Important Dates and Information
<p>Please can the children bring back any reading books and library books every Thursday.</p> <p>There are only about 7 children per class who have their books changed each week due to no books being in the book bags. This needs to be a priority.</p>	<p>The Farm Museum will be on Thursday 26th June – the children would like you to come to the classroom and see their own farm and clay animal. One adult per child only please due to limited space. Entry via side gate to school in the small playground.</p> <p>Don't forget payment for the farm trip needs to be in by Friday 16th May. The farm trip is on Tuesday 3rd June.</p>
Key Project Information	Talk Through Stories





Read Write Inc Sound Links



Please continue to read the sheets/books that are in the children's book bags.

They are working so hard on the sounds and word reading.

Name the Pictures - <https://schools.ruthmiskin.com/training/view/ZopkQRb2/M5Zu2HyA>

Learning to Blend

Lesson 6 - <https://schools.ruthmiskin.com/training/view/g7JLH9bJ/DsxbVpUc>

Lesson 7 - <https://schools.ruthmiskin.com/training/view/1moWW060/3q15y3g9>

Lesson 8 - <https://schools.ruthmiskin.com/training/view/zVWHGfUm/UUDfng1i>

Lesson 9 - <https://schools.ruthmiskin.com/training/view/UcYpXpCa/udWxMvrD>

Lesson 10 - <https://schools.ruthmiskin.com/training/view/OBH1QTtW/DntsQRYV>

Lesson 11 - <https://schools.ruthmiskin.com/training/view/pjIGU50P/QPv054kE>

Lesson 12 - <https://schools.ruthmiskin.com/training/view/RkFWxJyb/p0ZsDUZq>

Special Friends

sh - <https://schools.ruthmiskin.com/training/view/8oZZREan/bmKtQE2A>

qu - <https://schools.ruthmiskin.com/training/view/7tI7UzFV/tNWP6HMn>

th - <https://schools.ruthmiskin.com/training/view/uk2kOarl/DWOPePQI>

ng - <https://schools.ruthmiskin.com/training/view/TJVMqvii/ro9ILtGv>

ch - <https://schools.ruthmiskin.com/training/view/mH2llv9y/VSzFztQk>

nk - <https://schools.ruthmiskin.com/training/view/l6zPNOp3/1KbjFEWp>

ck - <https://schools.ruthmiskin.com/training/view/EallQqfm/PtvZkONN>